

# Seedsafe Qosqo

Users Manual.



## Table Of Contents:

3. Bitcoin housekeeping
4. Know Thyself, You are the House Of Bitcoin.
5. What makes up the secret key in Bitcoin?
6. Remembering numbers by Zodiac symbol association
7. Seedsafe Unique Design elements
8. The 430130 Autopunch tool
9. How to record/read data using the Seedsafe device
10. The seed ceremony
11. Practice Makes Perfect
12. The BIP-0039 QR code wordlist and the Seed Notepad



# Please backup your secret key properly.

*Bitcoin housekeeping involves keeping a secret key a secret, and also at the same time protecting the key from being lost or destroyed: this is the multi modal challenge.*

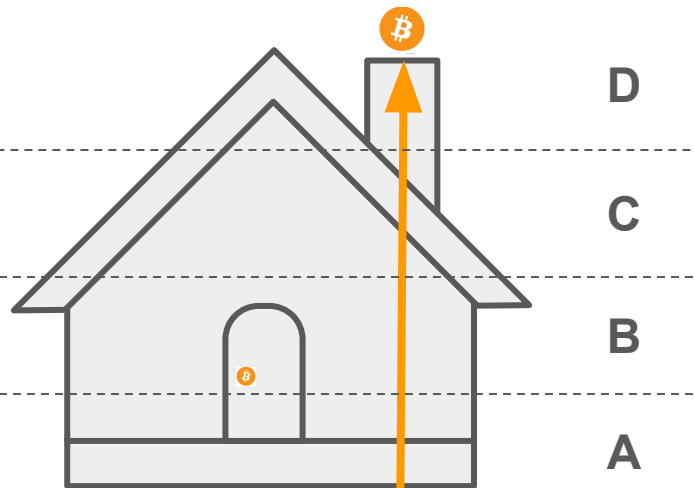
*Most people still just write down their private key on paper and put it in a drawer by the bed, often together with the hardware wallet. Please, take the time to backup the private key to something more durable than paper, such as a stainless steel plate, and then put that in your drawer by the bed. If you do that then at least you have protected your Bitcoin from a house fire.*



# Know thyself, You are the House of Bitcoin.

You are likely the biggest threat to smoke your Bitcoin. Not flying wrenches. Not the maid. Not governments. You. So, when you build your house of Bitcoin, keep it simple. Build up and practice your security model carefully, in your own pace, step by step. From the ground up.

- Explore Custodial 3rd Key Services
- Expand with Multi-Sig 2/3 w trusted peers
- Use a HW wallet w single signature
- Have a steel backup of secret key



*There are a myriad of reasons for private money one of them being a hedge against existing systems collapsing, for this reason, keep your house clean and in good order. Not your key not your house.*



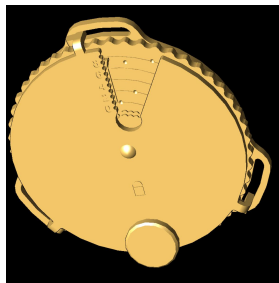
# What makes up the secret key in Bitcoin?

1. In the year of 2025 a private key used to access a Bitcoin wallet is typically represented by twelve words, randomly selected by wallet software from an alphabetical list holding 2048 words from 0001/abandon to 2048/zoo: also known as the [BIP-0039](#) standard.
2. The sequential [order](#) of these random 12 words are critical to shaping the integrity of the key.
3. Since each word in the list has a specific position, the [index number](#) and the word is in reality the same thing: if you know the number you can find the word and vice versa.
4. Underneath and behind these twelve words hides a corresponding 256 character hexadecimal string: the purpose of the twelve words is to make it easier for [humans](#) to remember and use the secret key.



# Remembering numbers by Zodiac symbol association

1. As it happens there are twelve Zodiacs just like there are twelve Bitcoin seed words needed to form a key. The theory is that it's easier for some people to remember a number when associated with a symbol, in this case the well known Zodiac symbol. If this resonates with you, consider the seedsafe.
2. The succession of the Zodiacs will never change, just like 3 comes after 2, and 2 after 1.
3. The power of association helps your brain to build your house of Bitcoin. You need to remember where you started (In the case of seedsafe: aquarius) and each respective number/zodiac -kombination, however the succession defined by planets and stars in the night sky will never change. Any time you notice one of the zodiac symbols out in the wild you will very likely naturally think of your number associated with that symbol and maybe the preceding and succeeding number as well. Practice this skill for example by randomly posting the zodiac symbols separately (only the symbols without the associated number of course) on the walls around your house in random places, and practice recalling the number for each symbol.



Seed Backup



Aquarius = 0728 = Foot



House Of Bitcoin



# Seedsafe USP

3x Mounting holes to stitch the seedsafe in a **secret** place or whilst traveling, or wear as a pendant.

Acid-resistant EN1.4404/316 **stainless** non magnetic steel.

**Tamper-proof** protection magnetic knurled screw for easy operation that also allows for pick-up & fetch using a magnet-on-a-string if accidentally dropped in hard to reach location.

Integrated **anvil** as back cover tuned for optimal autopunch marks.

Click mechanism for exact positioning during encoding.

Tumbled **smooth** high quality feel, nice to hold in your hand.

**Surveillance** safe as 11 of the 12 seeds are hidden at all times.

The twelve zodiac symbols fixates an indisputable order of the seeds and a nice **decoy**.

Simple and strong single stainless steel **rivet** for smooth & accurate turning operation



# Encoding twelve numbers onto the steel surface



Releasing great force from the autopunch depicted above into the steel surface in the correct place creates a point. Multiple such points creates a system holding information. Magnifying the point it looks like a volcano as the material is violently pushed away by the tip of the tool as the highly focused energy is unleashed in a very short time period. Each of the twelve seeds are recorded in the steel surface in the form of four such impact points in the correct sequence relevant to the key. The reason for the anvil in the back of the seedsafe is to create resistance but also to hide/cover marks/bulges sometimes visible from the back of the seedsafe code plate visible if the anvil were not there.

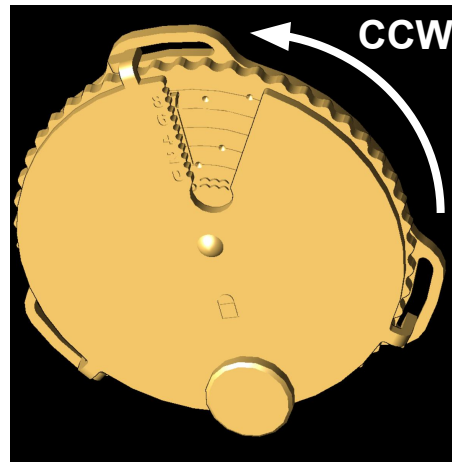




# How to record/read data using the Seedsafe.

1. Unscrew the locking-down screw completely and put it to the side.
2. In this example: as the seed < 1000, without turning the code plate, locate the “0” position and hold the autopunch tip there and punch the leading zero.
3. Carefully rotate the code plate one click counter-clock-wise (CCW) as shown by the arrow and put the autopunch needle in position “7”, make the punch. Rotate another click, punch “2”, another click and punch the last “8”.
4. Read back the number by moving the code plate back four clicks. Now Watch the points approach a number on the lid-comb as you again turn the code plate four clicks. In this example we would read back the seed word “foot” from index number 0-7-2-8 as the angular CCW movement reveals the code.
5. Encode each of the twelve seed numbers as the punches for each individual zodiac are recorded, 48 punches in total.
6. Make sure the aquarius symbol is visible, lock and seal the device using the locking screw.

Aquarius, 0728 = foot



Note how only one seed is shown at any one time, the lid helps the user to focus 100% on the current seed, and also protects the key as a whole at all times from prying eyes and surveillance cameras.



# The seed ceremony

When you sit down to create your seed backup, don't rush it. Pick a nice calm setting, place your cellphone in a different room and turn it off! Take your time and be diligent, make it your special seed ceremony. When you have entered and verified that the numbers on your steel plate are stamped correctly, and burn any notes on paper that you have used during the encoding activity. **Knowing is Owning.**



# Practice Makes Perfect.

You now hold the private key to access something that is weightless, stores value and that can traverse both time and space at the speed of light. Protect and keep this unique number sequence close to your heart. Do not lose or share this information with anyone unless you intend to do so. Return to your seedsafe once a year and read back your stamped sequence from it to verify and practice the restore procedure, and to build confidence over time. **Practice makes Perfect.**



# Seedsafe Qosqo

Wordlist



Notepad

#	NUMBER	WORD
01	♁	
02	♂	
03	♃	
04	♄	
05	♅	
06	♆	
07	♇	
08	♈	
09	♉	
10	♊	
11	♋	
12	♌	

# Seedsafe Qosqo

Users Manual.

